

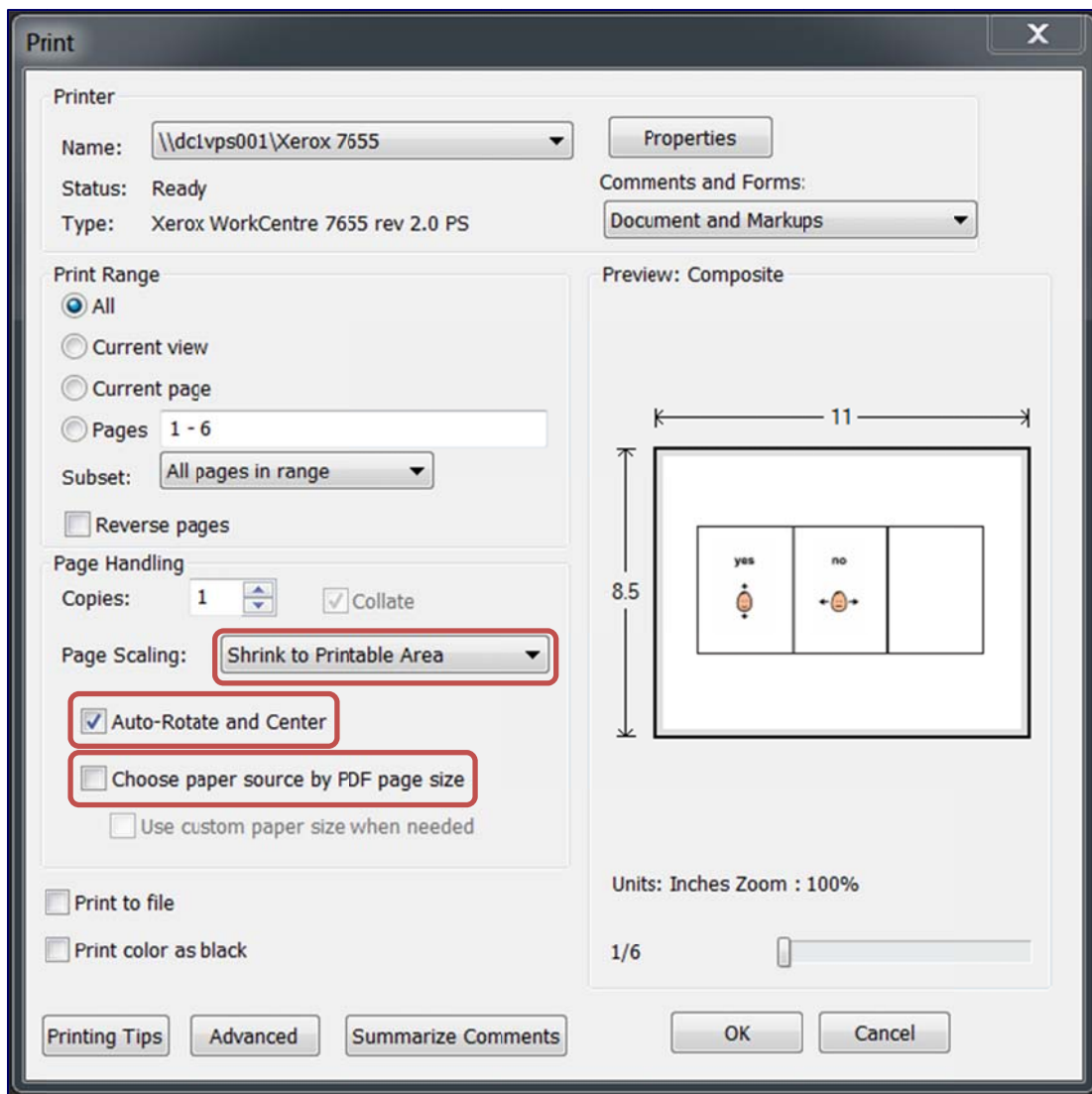
Printing Instructions for Released DCAS – Alt1 Materials

To properly print the various manipulatives associated with the DCAS – Alt1 released tasks, you may need to adjust your printer settings.

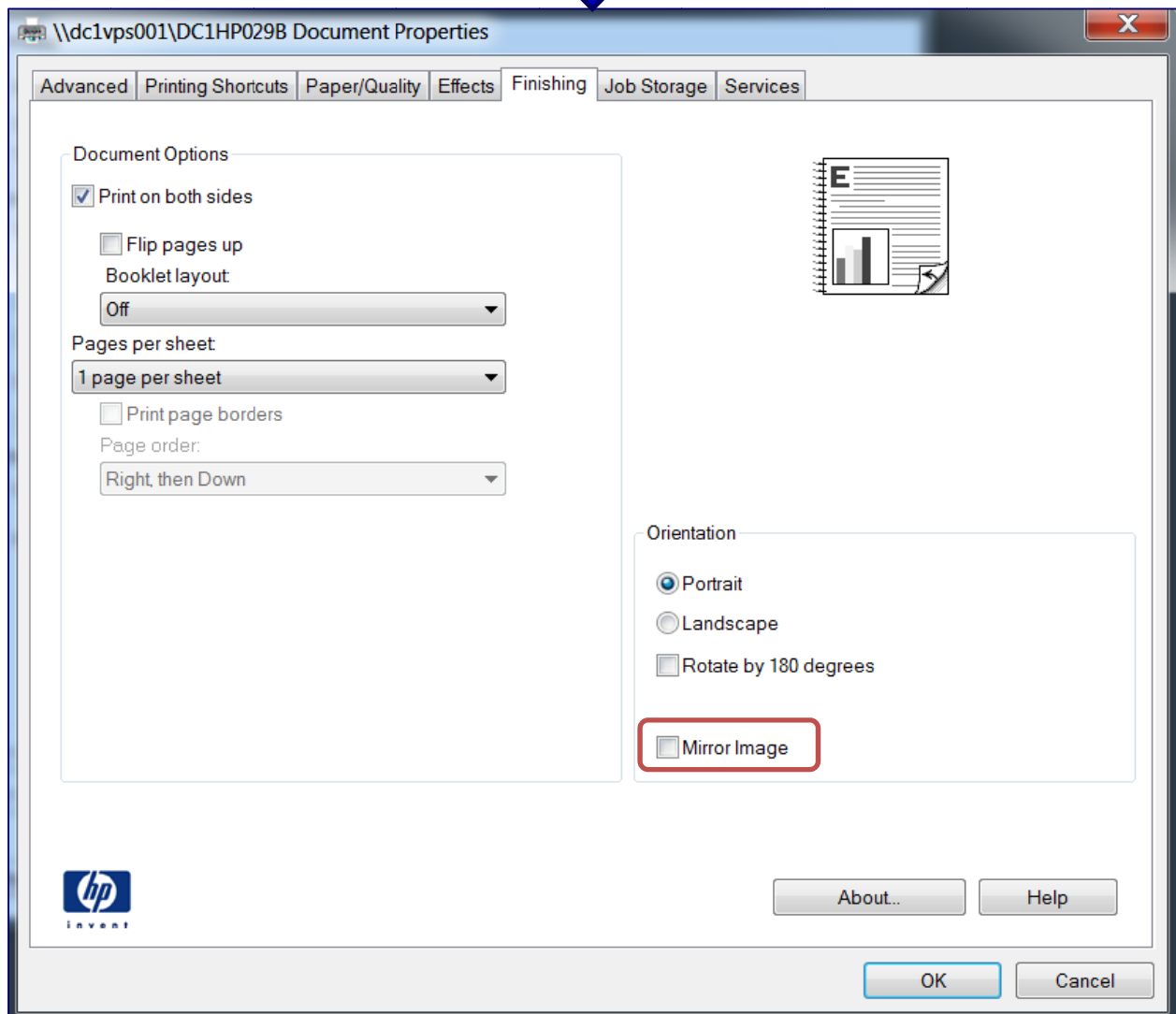

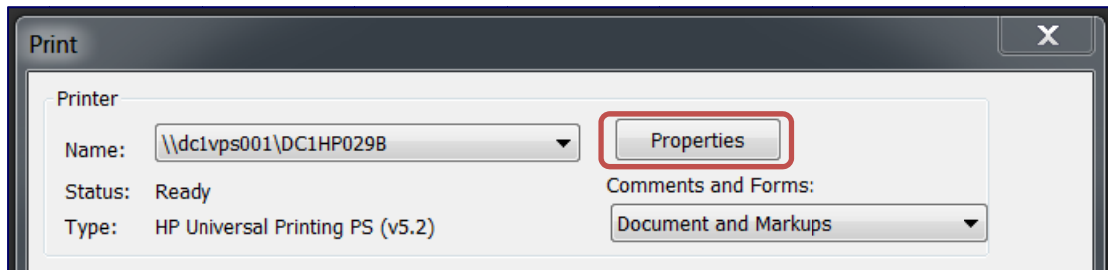
Instructions for printing the **3x3 Answer Option Cards**, **Posters**, and **Answer Option Strips** can be found below and on the following pages.

Directions for Printing Released DCAS – Alt1 3x3 Answer Option Cards

When printing the DCAS – Alt1 answer option cards, select “**Shrink to Printable Area**” in the Page Scaling drop-down box. Next, select “**Auto Rotate and Center**”. De-select the “**Choose paper source by PDF Page Size**” box if it was already checked. These steps should produce a print preview screen similar to the one displayed below:



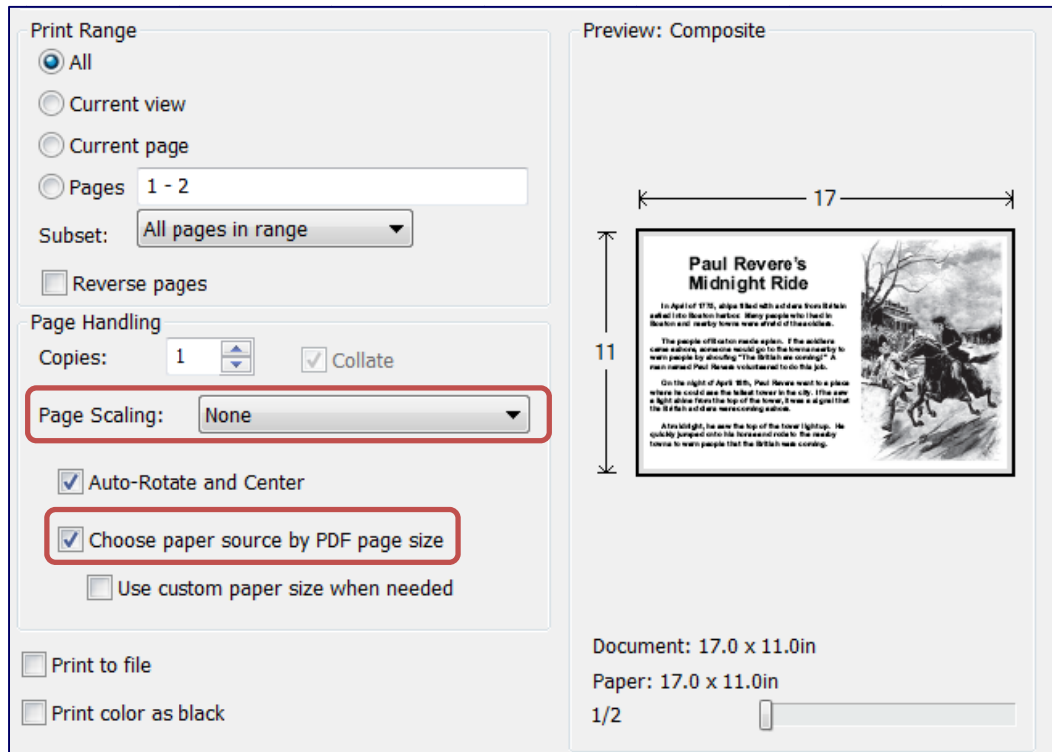
In addition, open your printer properties and deselect “Mirror Image” if you find that it has been auto-selected for you. These steps should enable you to print the cards with ease.



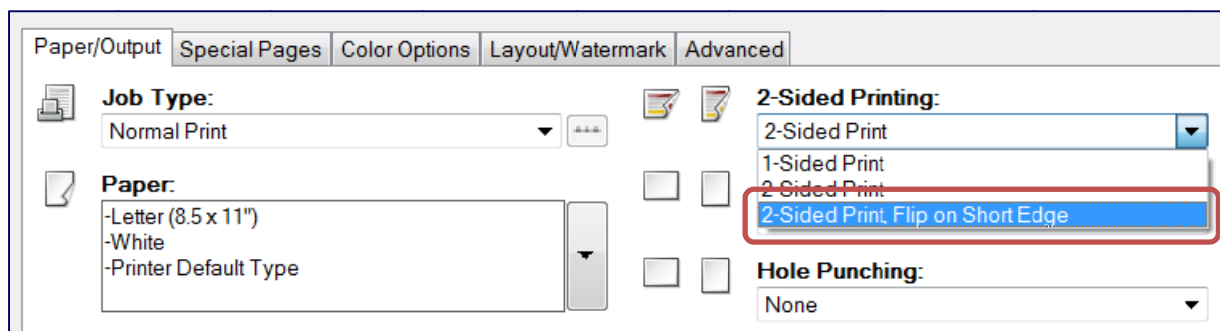
Directions for Printing Released DCAS – Alt1 Posters

Posters may be horizontal or vertical, and may be either 8.5 x 11 inches or 11 x 17 inches.

To print posters using the correct paper size, ensure that the option “Choose Paper Source by PDF page size” is selected. Select “None” in the Page Scaling drop-down box. These steps should produce a print preview screen similar to the one displayed below:



To print horizontally-oriented posters, such as the poster used in “Knots,” set your printer properties to “2-Sided Print, Flip on Short Edge”. For some printers, this setting may be called “Flip pages up”. These steps should enable you to print all released DCAS – Alt1 horizontal posters correctly.



No additional formatting changes should be necessary to correctly print vertically-oriented posters.

Directions for Printing Released DCAS – Alt1 Answer Option Strips

To print strips, such as those used in “Knots,” set your printer properties to “2-Sided Print, Flip on Short Edge”. For some printers, this setting may be called “Flip pages up”. In addition, be sure your printer is set to print on 8.5 x 11 inch paper. These steps should enable you to print all released DCAS – Alt1 answer option strips correctly.

